

# AI: THE CHEAT CODE

## CLAUDE CODE EDITION

Build Without Hiring a Developer · Run for Free · Own Everything

```
ai-cheat-code — claude

$ claude "build the future"

✓ voice-ai-assistant      → 20 min
✓ proposal-machine        → 25 min
✓ 3d-immersive-community  → 3 hr
✓ manifestation-journal   → 30 min
✓ competitor-intel-hub    → 45 min
✓ ai-meditation-guide     → 30 min

+ 64 more · all free stacks · $0/month
```

# AI: THE CHEAT CODE — CLAUDE CODE EDITION

---

First Edition · 2025 · by Tiffany Johnson · All rights reserved.

No part of this publication may be reproduced or transmitted in any form without written permission from the author.

The information in this guide is provided for educational purposes. Technologies, APIs, and pricing structures are subject to change by their respective providers. Always verify current pricing and terms at official sources.

Groq, Supabase, Vercel, and all referenced products are trademarks of their respective owners. Not affiliated with or endorsed by Anthropic, Groq, or any other company mentioned.

For current Claude Code installation: [docs.anthropic.com](https://docs.anthropic.com)

Published and sold independently. All builds are your own work, fully owned by you.

# BUILD.

You are not buying information. You are buying a shortcut to building things that matter.

# TABLE OF CONTENTS

<b>START HERE</b>	<b>Build Something Real in 15 Minutes</b>	.....
<b>CHOOSE YOUR PATH</b>	<b>Find Your Entry Point Into This Guide</b>	.....
<b>INTRODUCTION</b>	<b>What Is Claude Code &amp; Why It Changes Everything</b>	.....
<b>CHAPTER 01</b>	<b>Which Plan Do You Actually Need?</b>	.....
<b>CHAPTER 02</b>	<b>Installing Claude Code — Step by Step</b>	.....
<b>CHAPTER 03</b>	<b>Your First Claude Code Session</b>	.....
<b>CHAPTER 04</b>	<b>Free APIs &amp; Tools You Need</b>	.....
<b>CHAPTER 05</b>	<b>Skills — Superpowers You Install Once</b>	.....
<b>CHAPTER 06</b>	<b>70 Next-Level Project Ideas</b>	.....
<b>PROJECT MATRIX</b>	<b>All 70 Projects at a Glance</b>	.....
<b>CAT 01</b>	AI Companions & Assistants (1–10)	.....
<b>CAT 02</b>	Futuristic Communities & Platforms (11–20)	.....
<b>CAT 03</b>	Creative Powertools (21–30)	.....
<b>CAT 04</b>	Business & Wealth Builders (31–40)	.....
<b>CAT 05</b>	Productivity & Automation (41–50)	.....
<b>CAT 06</b>	Education & Mind Expansion (51–60)	.....
<b>CAT 07</b>	Wellness, Spirit & Consciousness (61–70)	.....
<b>CHAPTER 07</b>	<b>What to Build First: A Decision Framework</b>	.....
<b>APPENDIX</b>	<b>Quick Reference &amp; Resources</b>	.....
<b>WHAT HAPPENS NEXT</b>	<b>90 Days of Building — Your Path Forward</b>	.....

# START HERE

Build something real in the next 15 minutes.

Before you read anything else — build something. The fastest way to understand what this guide can do for you is to feel it. Follow these five steps and you will have a working voice AI assistant in about 15 minutes.

## 01 Open your terminal

Mac: press Command+Space, type Terminal, press Enter.

Windows: press Win key, type cmd, press Enter.

Linux: press Ctrl + Alt + T.

## 02 Run these three commands in sequence

```
$ mkdir my-jarvis
```

```
$ cd my-jarvis
```

```
$ claude
```

## 03 Paste this prompt when Claude Code launches

Build JARVIS as a single HTML file.

- Web Speech API for mic input, pulsing cyan orb animates
- Groq API llama3-70b-8192 for AI responses
- Web Speech synthesis for voice output
- Ask my name on first launch, store in localStorage
- Settings panel to enter GROQ\_API\_KEY

## 04 Wait 3 to 5 minutes for Claude Code to build

Watch it create and edit files automatically.

When done: open index.html (Mac)

or double-click index.html in your folder (Windows).

## 05 Click the orb and speak

Say: Hello.

It will say your name back.








That feeling is what the rest of this guide delivers.

### NEED GROQ API KEY FIRST?

Before step 3, go to [console.groq.com](https://console.groq.com) → sign up free (no credit card) → API Keys → Create Key. Copy it. In your project, paste it into the settings panel when Jarvis opens.

# CHOOSE YOUR PATH

Select your entry point. Start there.

-  **I want to make money fast**  
→ [Projects 31-40](#) Category 4 — Business & Wealth
-  **I want to automate my life**  
→ [Projects 41-50](#) Category 5 — Productivity
-  **I want my own AI personal tools**  
→ [Projects 1-10](#) · Category 1 — AI Companions
-  **I am a creator or artist**  
→ [Projects 21-30](#) Category 3 — Creative Tools
-  **I am spiritual or conscious**  
→ [Projects 61-70](#) Category 7 — Wellness & Spirit
-  **I want to build a community**  
→ [Projects 11-20](#) Category 2 — Communities
-  **I want to grow my mind**  
→ [Projects 51-60](#) Category 6 — Education

Not sure? Go to the previous page and build JARVIS first. Come back after that first win.

# What Is Claude Code & Why It Changes Everything

The difference between talking about building — and actually building.

## Imagine This Weekend

It is Sunday evening. You have a voice assistant that knows your name and answers questions hands-free. A working invoice system that writes its own late-payment reminders. A spiritual journal app that interprets your entries using Jungian psychology. A 3D online community where your audience can actually move around and talk to each other.

You built all of it. You did not write a single line of code from scratch. You did not hire a developer. You did not pay for a single SaaS subscription to run any of it. You just described what you wanted, and an AI built it while you watched.

That is what this guide gives you — not ideas, not inspiration, but working tools you actually build and own. Claude Code is the AI agent that makes it real. It lives inside your terminal, reads your files, writes code, runs commands, and keeps building until what you described actually exists. This guide is your blueprint for 70 of them.

## The Cheat Code Explained

Here is the model: you spend roughly \$20 a month on a Claude Pro subscription — that is your builder. Every tool you build runs on free, open-source technology with no monthly fees. So you pay \$20 once to build something that replaces a \$99/month subscription. You do that ten times in a weekend and you have effectively given yourself a \$1,000/month raise.

**\$20/month to build. \$0/month to run. Unlimited output. That is the cheat code.**

## What Claude Code Can Do

Read and write your files — navigates your entire codebase like it wrote it. Run terminal commands — npm install, git commits, Python scripts, all of it autonomously. Debug its own errors — reads the error message and fixes it without you asking. Build complete applications — frontend, backend, and database, all connected. Research in real time — looks up documentation and APIs while it builds.

## Who This Guide Is For

You do not need to know how to code. You need to know what you want to build. Claude Code handles the syntax, the logic, the debugging, and the file structure. You handle the vision, the taste, and the direction. If you can describe what you want — clearly and specifically — you can build it.

This guide is for entrepreneurs who want tools without subscriptions. For creators who want platforms without developers. For visionaries who are tired of being told their ideas are too technical. And for future builders who just want to see what is possible when an AI does the coding and you do the thinking.

### **ONE RULE**

Be specific. The more clearly you describe what you want — the tech stack, the features, the design — the better Claude Code builds it. Vague prompts produce vague tools. Specific prompts produce remarkable ones. The starter prompts in Chapter 06 show you exactly what specific looks like.

# Which Plan Do You Actually Need?

The shortest path from zero to building.

01

## Your Three Options

**Free Plan (\$0):** Claude.ai chat access only. No Claude Code. If you are reading this guide, you have already outgrown the free plan.

**Pro Plan (\$20/month)** — Best for most builders: Full Claude Code access with generous usage limits and Claude Sonnet. This is what you need to build everything in this guide. It pays for itself the moment you build one tool that replaces a subscription you were paying for.

**Max Plan (\$100/month)** — For heavy builders: 5x more usage than Pro. Includes access to Claude Opus (Anthropic's most powerful model). Worth it when you are building multiple complex projects simultaneously and keep hitting usage limits on Pro.

**Team Plan (\$30/user/month):** For collaborating with others. Includes shared workspaces and admin controls. Not needed for solo builders.

**API Key (Pay As You Go):** For integrating Claude into your own applications. Get a key at [console.anthropic.com](https://console.anthropic.com). Claude Code works with either a subscription or an API key — whichever you prefer.

<b>FREE</b> <b>\$0</b> Chat only — no Claude Code	<b>PRO</b> <b>\$20</b> Full Claude Code access — start here	<b>MAX</b> <b>\$100</b> 5x usage + Claude Opus — users power	<b>TEAM</b> <b>\$30</b> Per user — collaboration + admin
---	---	--	--

**Start with Pro (\$20). Upgrade to Max (\$100) only if you hit usage limits.**

```
# Sign up → claude.ai
# Upgrade to Pro → claude.ai → click Upgrade

# Optional API key (for projects that call Claude directly):
# → console.anthropic.com → API Keys → Create Key
# Store it safely. Never commit to code.
```

### ☰ USING THE API DIRECTLY

Some projects in this guide call Claude via API key (not Claude Code). Get one at: [console.anthropic.com](https://console.anthropic.com) → API Keys → Create Key. Key starts with `sk-ant-`. Set it with: `export ANTHROPIC_API_KEY=sk-ant-...`

## The Bottom Line

You do not need to understand subscription tiers to build. Pick Pro, pay the \$20, and move to Chapter 02. The plan matters only if you hit usage limits — and by the time you do, you will have already built enough to know exactly what you need.

# Installing Claude Code — Step by Step

Every error case covered. You will not get stuck.

02

## Step 0 — Find Your Terminal

Before installing anything, you need to open your terminal — the text-based window where you type commands. Here is how to find it on each operating system:

```
MAC:      Command (⌘) + Space → type "Terminal" → Enter
          Or: Applications → Utilities → Terminal
          Better option: download iTerm2 → iterm2.com

WINDOWS:  Windows key → type "Windows Terminal" → Enter
          Not installed? microsoft.com/store → search "Windows Terminal"
          Alternative: Windows key → type "PowerShell" → Enter

LINUX:    Ctrl + Alt + T (Ubuntu, Mint, and most distros)
          Or right-click the desktop → "Open Terminal"
```

## Step 1 — Check Your Node.js Version

Once your terminal is open, type these commands and press Enter after each one. Claude Code installs via npm, which comes bundled with Node.js. You need version 18 or higher:

```
$ node --version    # Must show v18.0.0 or higher
$ npm --version     # Must show 9.x or higher
```

### macOS

```
# Install Homebrew (paste this into Terminal):
/bin/bash -c "$(curl -fsSL
  https://raw.githubusercontent.com/Homebrew/install/HEAD/install.sh)"
$ brew install node
$ node --version
```

Direct download (Mac): Go to [nodejs.org](https://nodejs.org) → click the green LTS button → run the downloaded .pkg file → follow the installer → restart your Terminal when done.

## Windows

[nodejs.org](https://nodejs.org) → download LTS .msi → run installer, click Next through all steps → restart computer → open Command Prompt → verify: `node --version`

## Linux (Ubuntu/Debian)

```
$ curl -fsSL https://deb.nodesource.com/setup_20.x | sudo -E bash -
$ sudo apt-get install -y nodejs

# Or with NVM (recommended):
$ curl -o- https://raw.githubusercontent.com/nvm-sh/nvm/v0.39.0/install.sh | bash
$ nvm install 20 && nvm use 20
```

## Install Claude Code

```
$ npm install -g @anthropic-ai/claude-code
$ claude --version
```

## Connect Your Account

```
$ claude
# Browser opens → log in with Anthropic account → approve access
# Returns to terminal – ready to build

# OR use an API key:
$ export ANTHROPIC_API_KEY=sk-ant-YOUR_KEY
$ claude
```

## Common Errors & Fixes

<b>npm: command not found</b>	Node.js is not installed or not in PATH. Reinstall from <a href="https://nodejs.org">nodejs.org</a> and restart your terminal completely.
<b>EACCES: permission denied</b>	Run with sudo: <code>sudo npm install -g @anthropic-ai/claude-code</code> — OR fix permissions: <code>mkdir ~/.npm-global &amp;&amp; npm config set prefix '~/.npm-global'</code> then add <code>~/.npm-global/bin</code> to PATH.
<b>claude: command not found (after install)</b>	npm global bin is not in your PATH. Run: <code>echo 'export PATH=\$(npm config get prefix)/bin:\$PATH' &gt;&gt; ~/.bashrc &amp;&amp; source ~/.bashrc</code>
<b>Node version X is not supported</b>	Update Node.js to v18+. Using nvm: <code>nvm install 20 &amp;&amp; nvm use 20</code> . Or download the latest LTS from <a href="https://nodejs.org">nodejs.org</a> .
<b>SyntaxError: Cannot use import statement</b>	You are running Node.js 16 or earlier. Update to Node 18+ and retry.
<b>PowerShell: scripts are disabled (Windows)</b>	Open PowerShell as Administrator: <code>Set-ExecutionPolicy -ExecutionPolicy RemoteSigned -Scope CurrentUser</code>
<b>Authentication failed / Invalid API key</b>	Ensure the key starts with <code>sk-ant-</code> and was copied in full. Check <a href="https://console.anthropic.com">console.anthropic.com</a> for a valid active key.

**ETIMEDOUT / network error**

Run: `npm config set registry https://registry.npmjs.org/` then retry the install.

**The average developer charges \$85/hour. Claude Code runs 24/7 for \$20/month.**

# Your First Claude Code Session

How to talk to your new builder and get remarkable results.

03

## The Mental Model

Claude Code is not a search engine. Do not ask it questions — give it jobs. The most powerful prompts follow this pattern: what to build → the exact tech stack → the key features → design notes → constraints. The more specific you are, the less back-and-forth you need.

## Starting a Session

```
$ mkdir my-project && cd my-project
$ claude
> Build me a [specific thing] using [specific stack] that does [specific outcome].
```

## Essential Commands

<code>continue</code>	Resume building after Claude pauses to check in
<code>fix the error in [file]</code>	Direct Claude to resolve a specific error
<code>add [feature] to [file]</code>	Request a specific addition without re-briefing
<code>refactor [component]</code>	Clean up and improve specific code
<code>/clear</code>	Clear conversation history while staying in the project
<code>show me what you built</code>	Get a summary of all files created and modified
<code>Ctrl + C</code>	Stop Claude mid-task if it goes in the wrong direction

### PRO MOVE: The CLAUDE.md File

Create a file called CLAUDE.md in your project root. Write your project context in it — what you are building, tech decisions, naming conventions. Claude Code reads it automatically at the start of every session. This is your persistent project memory and saves hours of re-explaining.

## The Side-by-Side Method

The most effective way to work with Claude Code is with two windows open at the same time. On one side: your terminal running Claude Code, actively building. On the other side: Claude.ai chat, where you plan, think, and decide what comes next.

Use the chat to think through architecture decisions, compare approaches, or plan what features to add next. Use the terminal to execute those decisions. The chat is your thinking space. The terminal is your building space. Together they are faster than either one alone.

## When Things Go Wrong

Claude Code will occasionally build something that does not work as expected. The fix is almost always more specificity. Tell it exactly what is wrong — the file, the line, the behavior. The more specific your correction, the faster it resolves.

If a session goes completely sideways — use `/clear` to reset the conversation, then re-brief Claude Code with what you want. Your files are still there. Only the conversation history resets.

# Free APIs & Tools You Need

Set these up once. Use them in every single project.

04

# Your Free Tech Stack Arsenal

**Groq** → [console.groq.com](https://console.groq.com)

Free LLM API — LLaMA 3, Mixtral. No credit card. Blazing fast. Key starts with gsk\_

---

**Supabase** → [supabase.com](https://supabase.com)

Free Postgres + auth + file storage. 2 projects, 500MB free tier.

---

**Vercel** → [vercel.com](https://vercel.com)

Free frontend hosting. Deploy Next.js, React, or static sites in seconds.

---

**Open-Meteo** → [open-meteo.com](https://open-meteo.com)

Free weather API. Requires NO API key — just call the URL directly.

---

**Unsplash API** → [unsplash.com/developers](https://unsplash.com/developers)

Free image search. 50 requests/hour. Perfect for mood boards and vision tools.

---

**Discord API** → [discord.com/developers](https://discord.com/developers)

Free bot API. Build custom community bots at zero cost.

---

**Google Gemini** → [ai.google.dev](https://ai.google.dev)

Free LLM API. Gemini Flash is extremely generous — millions of tokens free.

---

**Railway** → [railway.app](https://railway.app)

\$5/month free credit — enough to run a Node.js backend 24/7.

---

**Cloudflare Pages** → [pages.cloudflare.com](https://pages.cloudflare.com)

Free static and serverless hosting. Unlimited deployments.

---

**MongoDB Atlas** → [mongodb.com/atlas](https://mongodb.com/atlas)

Free cloud MongoDB — 512MB always-on free tier.

---

# \$0

Total monthly cost to run all 70 projects in this guide after you build them.

## Setting Up Groq (5 Minutes)

```
# 1. Go to console.groq.com → Create free account (no credit card)
# 2. API Keys → Create API Key → copy the key (starts with gsk_)

# 3. Set it in your terminal:
$ export GROQ_API_KEY=gsk_YOUR_KEY_HERE

# Free models:
# llama3-70b-8192 - most capable
# llama3-8b-8192 - fastest (real-time features)
# mixtral-8x7b-32768 - longest context (32K tokens)
```

# Skills — Superpowers You Install Once

Reusable command files that make Claude Code smarter on every project.

05

## What Are Skills?

A skill in Claude Code is a custom command — a reusable `.md` instruction file you write once and invoke with a single slash command. Instead of retyping complex instructions every project, skills give Claude Code specialized, consistent expertise for tasks you repeat often.

Think of skills as your personal playbook. You teach Claude Code exactly how you want a task done — your stack preferences, naming conventions, your standards — and it executes that same way every time, across every project.

## Two Types of Skills

**Project Skills** — stored at `.claude/commands/` in your project root. Available only in that project. Invoked with `/project:skill-name`. Use for project-specific workflows.

**Global Skills** — stored at `~/.claude/commands/` in your home directory. Available in ALL your projects, every session. Invoked with `/user:skill-name`. These are the ones worth building first.

## Creating a Skill in 3 Steps

```
# 1. Create the directory:
$ mkdir -p ~/.claude/commands

# 2. Create your skill file:
$ touch ~/.claude/commands/setup-groq.md

# 3. Write instructions in the .md file. Then use it anywhere:
> /user:setup-groq
```

## Example Skill File (setup-groq.md)

```
# ~/.claude/commands/setup-groq.md

Set up Groq API in this project:
1. Install groq-sdk: npm install groq-sdk
2. Create src/lib/groq.js – initialize client from GROQ_API_KEY env var
3. Export: askGroq(prompt, systemPrompt, model="llama3-70b-8192")
4. Retry logic for rate limits (3 retries, exponential backoff)
5. Create .env.example: GROQ_API_KEY=gsk_your_key_here
6. Add .env to .gitignore
```

One skill file, written once, saves you 20 minutes of setup on every future project.

### LET CLAUDE WRITE YOUR SKILLS

You do not have to write skill files by hand. Start a session and say: "Create a skill file at ~/.claude/commands/setup-groq.md that sets up the Groq API with retry logic and error handling." Claude Code writes the skill. From then on, one command sets up Groq perfectly in any project.

## Installing Community Skills

```
$ curl -o ~/.claude/commands/skill-name.md \
  https://raw.githubusercontent.com/[repo]/skills/skill-name.md

# Or clone a whole skill library:
$ git clone https://github.com/[repo]/claude-skills ~/.claude/commands/

# Search GitHub: "claude-code-skills" or "claude-commands"
```

## 20 Skills That Power Every Project in This Guide

Build these globally so they are available in every session. Together they cover the most repeated workflows across all 70 projects in Chapter 06.

```
/user:setup-groq
```

Installs groq-sdk, creates a client file with retry logic, sets up .env.example.

Invoke at the start of any AI project.

```
/user:setup-supabase
```

Initializes Supabase client, creates src/lib/supabase.js, adds auth helpers and RLS policy templates.

```
/user:dark-ui
```

Generates a dark, high-fashion UI starter: black/cyan/gold palette, font imports, CSS variables, and base component styles.

```
/user:express-api
```

Scaffolds a full Express.js API with error handler middleware, async wrapper, CORS, rate limiting, and health check endpoint.

```
/user:sqlite-init
```

Creates a SQLite database module with connection singleton, migration runner, and CRUD helper functions.

```
/user:deploy-vercel
```

Adds vercel.json config, documents env vars, updates package.json build scripts, creates a deployment checklist.

```
/user:add-auth
```

Integrates Supabase Auth with signup/login/logout flows, session management, and protected route middleware.

```
/user:make-responsive
```

Audits CSS/HTML and adds mobile breakpoints 768px and 480px, flexible grids, and touch-friendly tap targets.

`/user:error-handler`

Adds comprehensive error handling: try/catch wrappers, user-facing messages, logging strategy, graceful fallbacks.

`/user:readme-gen`

Reads the project structure and generates a professional README with setup, env vars, usage examples, and screenshot slots.

`/user:groq-stream`

Upgrades Groq calls to streaming: SSE endpoint on backend, frontend renders tokens live for a typing effect.

`/user:chat-ui`

Generates a complete chat interface: message bubbles, user/AI distinction, input field, auto-scroll, loading indicator.

`/user:socket-server`

Sets up Socket.io with connection/disconnect handlers, room management, event namespacing, and reconnection logic.

`/user:pdf-export`

Adds jsPDF export: styles for print, multi-page handling, headers/footers, and browser download trigger.

`/user:env-setup`

Creates .env template, .env.example, dotenv loader, and startup validation that required vars exist.

`/user:unit-tests`

Generates Jest unit tests: happy path, edge cases, mocks for Groq/Supabase, and CI-ready test script.

`/user:web-scraper`

Adds Cheerio-based scraping: fetch URL, parse HTML, extract structured data, rate limiting between requests.

`/user:cron-job`

Sets up node-cron: daily/weekly/monthly job templates, error handling, logging, and manual trigger endpoint.

```
/user:security-audit
```

Reviews for: exposed API keys, SQL injection risk, missing input validation, CORS misconfiguration, rate limiting gaps.

```
/user:launch-checklist
```

Generates a pre-launch checklist: env vars set, error handling verified, mobile tested, deploy commands ready.

### ☰ BUILD ALL 20 IN ONE SESSION

Tell Claude Code: "Create all 20 skill files in ~/.claude/commands/ — setup-groq, setup-supabase, dark-ui, express-api, sqlite-init, deploy-vercel, add-auth, make-responsive, error-handler, readme-gen, groq-stream, chat-ui, socket-server, pdf-export, env-setup, unit-tests, web-scrapers, cron-job, security-audit, launch-checklist. Each should contain specific, actionable build instructions." Done in minutes.

# ALL 70 PROJECTS AT A GLANCE

Color = category. Time = build time. Scan, circle, start.

■ AI
 ■ COMMUNITY
 ■ CREATIVE
 ■ BUSINESS
 ■ PRODUCTIVITY
 ■ EDUCATION
 ■ WELLNESS

<b>01</b> YOUR 20m	<b>02</b> THE 25m	<b>03</b> SHADOW 30m	<b>04</b> AI 45m	<b>05</b> SECOND 1h	<b>06</b> DOMAIN 20m	<b>07</b> DREAM 25m	<b>08</b> THE 20m	<b>09</b> ORACLE 25m	<b>10</b> MORNING 20m
<b>11</b> 3D 3h	<b>12</b> GENIUS 1h	<b>13</b> CONSCIO. 1h	<b>14</b> CREATOR 2h	<b>15</b> AI 45m	<b>16</b> MICRO-L. 3h	<b>17</b> ANONYMO. 1h	<b>18</b> VIRTUAL 2h	<b>19</b> THE 1h	<b>20</b> CREATOR 2h
<b>21</b> AI 45m	<b>22</b> BRAND 20m	<b>23</b> AI 45m	<b>24</b> STORY 1h	<b>25</b> SONGWRI. 20m	<b>26</b> VISUAL 25m	<b>27</b> CONCEPT 20m	<b>28</b> AI 45m	<b>29</b> PODCAST 20m	<b>30</b> AI 45m
<b>31</b> AI 25m	<b>32</b> BUSINESS 45m	<b>33</b> PRICING 20m	<b>34</b> LEAD 20m	<b>35</b> SALES 20m	<b>36</b> COMPETI. 45m	<b>37</b> EMAIL 20m	<b>38</b> AI 20m	<b>39</b> SMART 1h	<b>40</b> DIGITAL 20m
<b>41</b> MEETING 30m	<b>42</b> AI 20m	<b>43</b> PERSONAL 1h	<b>44</b> CONTENT 20m	<b>45</b> AI 30m	<b>46</b> AI 20m	<b>47</b> DOCUMENT 45m	<b>48</b> AI 30m	<b>49</b> SMART 35m	<b>50</b> SOCIAL 1h
<b>51</b> AI 30m	<b>52</b> SPACED 45m	<b>53</b> LANGUAGE 35m	<b>54</b> SKILL 25m	<b>55</b> HISTORI. 30m	<b>56</b> AI 20m	<b>57</b> CURRICU. 45m	<b>58</b> AI 30m	<b>59</b> PHILOSOP. 25m	<b>60</b> FEYNMAN 20m
<b>61</b> AI 30m	<b>62</b> BIOHACK. 25m	<b>63</b> MANIFES. 30m	<b>64</b> NUMEROL. 35m	<b>65</b> BREATHW. 35m	<b>66</b> ASTROLO. 25m	<b>67</b> SACRED 20m	<b>68</b> AI 30m	<b>69</b> EMOTION. 35m	<b>70</b> AI 40m

## HOW TO USE THIS PAGE

Scan the grid and circle or screenshot the projects that immediately excite you. Those are the ones you will finish. Start with the fastest build in your chosen category — the number in each cell is the project number, the time is the approximate build time with Claude Code.

# 70 Next-Level Project Ideas

Free stack · terminal command · complete starter prompt — for every single one.

06

## How to Use These Prompts

Every project in this chapter comes with a starter prompt — a detailed brief you paste into Claude Code when you launch a session. This is not the entire build. It is the launch sequence.

Think of it like telling a contractor: here is what I want built, here are the materials, here is the style. They take that brief and run with it. Claude Code does the same — it builds the foundation, structure, and core functionality from your starter prompt. Then you keep going.

## The Build Process — Step by Step

### 1. Open two windows side by side.

Your terminal (where Claude Code runs) on one side. Claude.ai chat on the other. Use the chat to plan, decide, and think. Use the terminal to build.

### 2. Paste the starter prompt.

Copy the starter prompt from this guide into your Claude Code terminal session. Claude Code will start building immediately. Let it finish before interrupting.

### 3. Review what was built.

Open the files or run the project. See what exists. Note what is missing or what you want to change.

### 4. Continue in the terminal.

Add features, fix issues, and refine by talking to Claude Code in the same session. Be specific: tell it what to add, change, or improve.

### 5. Use Claude.ai chat to plan.

When you are deciding what to build next or how to architect something, use the chat interface. Plan there. Then bring the decision back to the terminal to execute.

### ☰ THESE ARE STARTING POINTS, NOT ENDPOINTS

Every prompt in this guide will build you a working V1. From there, you direct the evolution. Want to add a dark mode? Say so. Want to add user authentication? Say so. Want to completely change how a feature works? Describe it. The starter prompt opens the door. You decide how far the room goes.

CATEGORY 01

---

# AI COMPANIONS & ASSISTANTS

10 PROJECTS · FREE STACKS · READY TO BUILD

01

## 01 YOUR OWN JARVIS

"The first time it says your name back, you will get chills."

A voice-activated AI assistant that knows your name, learns your preferences, and responds hands-free.

**STACK** Groq (free) · Web Speech API · Vanilla JS

**REPLACES** Amazon Echo + assistant subscription (~\$100+)

**LEVEL** Beginner      **BUILD TIME** 20 min

```
$ mkdir my-jarvis && cd my-jarvis && claude
```

STARTER PROMPT FOR CLAUDE CODE:

```
Build JARVIS as a single HTML file.
- Web Speech API: pulsing cyan orb activates on click
- Groq API llama3-70b-8192 for AI responses
- Web Speech synthesis for voice output
- First launch: ask user name, store in localStorage
- Scrollable chat transcript with timestamps
- Settings panel for GROQ_API_KEY (saved to localStorage)
- System: "You are JARVIS. Use the user's name. Be concise, intelligent,
occasionally witty."
```

## 02 THE ORACLE

"People pay \$200/hour for readings like this. Yours is free, always available."

A mystical AI life-guidance system drawing from ancient wisdom to deliver channeled insight on any question.

**STACK** Groq (free) · SQLite · Express · HTML/CSS

**REPLACES** Spiritual advisor session (\$100-200/hr)

**LEVEL** Beginner      **BUILD TIME**      **25 min**

```
$ mkdir the-oracle && cd the-oracle && claude
```

STARTER PROMPT FOR CLAUDE CODE:

```
Build a mystical AI oracle web app.  
- Glowing orb on black bg; user types their question  
- 3 modes: Past/Present/Future, Shadow Work, Manifestation Path  
- Groq responds as an ageless oracle – specific, poetic, never vague  
- Each reading saved to SQLite with date and question  
- Purple/gold/black aesthetic  
- System: "You are an ageless oracle. Speak with mystical authority. Never  
be vague – give real, pointed insight."
```

## 03 SHADOW SELF JOURNAL

"People pay therapists \$150/session to ask these exact questions."

A Jungian AI journal for deep shadow work, pattern recognition, and inner transformation.

**STACK** Groq (free) · SQLite · Express · HTML/CSS

**REPLACES** Therapy session (\$100-200/hr)

**LEVEL** Beginner      **BUILD TIME** 30 min

```
$ mkdir shadow-journal && cd shadow-journal && claude
```

STARTER PROMPT FOR CLAUDE CODE:

```
Build a shadow work journal app.  
- Journal entry with date, mood selector, body text  
- Groq returns shadow work questions + pattern observations  
- Tracks recurring themes as tags (anger, abandonment, perfectionism)  
- Weekly summary: "This week your shadow showed up as..."  
- Dark intimate UI: burgundy/black/cream  
- System: "You are a Jungian analyst. Identify shadow projections. Ask  
powerful integration questions. Never give advice – only illuminate."
```

## 04 AI LIFE ARCHITECT

"Your entire life mapped out and trackable — built in one afternoon."

Turn vague dreams into structured, trackable reality maps across 5 life domains.

**STACK** Groq (free) · SQLite · Chart.js (CDN) · Express

**REPLACES** Life coaching (\$200-500/hr)

**LEVEL** Intermediate      **BUILD TIME**      **45 min**

```
$ mkdir life-architect && cd life-architect && claude
```

STARTER PROMPT FOR CLAUDE CODE:

```
Build an AI-powered life design dashboard.
- Vision input: user describes their dream life
- Groq parses into 5 domains: Health, Wealth, Relationships, Purpose, Joy
- For each domain: 3 goals, 5 milestones, 1 daily habit
- Progress bars per domain, streak tracker, daily check-in
- Weekly AI review from check-in data
- Deep blue/gold/white luxury UI
```

## 05 SECOND BRAIN OS

"Never lose a good idea again. Ever."

Capture every idea and thought, then chat with your entire knowledge base using AI.

**STACK** Groq (free) · ChromaDB (local/free) · React · Express

**REPLACES** Notion AI + Mem.ai (\$30/mo combined)

**LEVEL** Intermediate      **BUILD TIME**      **1h 30m**

```
$ mkdir second-brain && cd second-brain && claude
```

STARTER PROMPT FOR CLAUDE CODE:

```
Build a personal knowledge management system.  
- Quick capture: paste text, URLs, or typed thoughts  
- Groq auto-tags and categorizes each note  
- ChromaDB vector store for semantic search  
- Chat interface: "What do I know about X?" → retrieves and synthesizes  
- Daily digest: surfaces 3 notes worth revisiting  
- Clean minimal UI: white/dark, Notion meets AI
```

## 06 DOMAIN EXPERT MENTOR

"Unlimited 1-on-1 mentorship in any field, available at 3am."

Configure an AI expert in any field for unlimited personalized mentorship on demand.

**STACK** Groq (free) · HTML/CSS · Vanilla JS

**REPLACES** Course subscriptions (\$50-500/mo)

**LEVEL** Beginner      **BUILD TIME** 20 min

```
$ mkdir ai-mentor && cd ai-mentor && claude
```

STARTER PROMPT FOR CLAUDE CODE:

```
Build a configurable AI mentor as a single HTML file.  
- Setup: name, domain, personality, teaching style  
- Premium 1-on-1 chat interface  
- Deep Dive mode: mentor creates a 5-step curriculum on any topic  
- Challenge mode: exercises + grades your responses  
- Session summaries exported as downloadable .txt
```

## 07 DREAM DECODER

"After 30 days of entries, the patterns will shock you."

Log dreams nightly, get Jungian AI interpretations, and watch patterns emerge over time.

**STACK** Groq (free) · SQLite · Express · HTML/CSS

**REPLACES** Dream analysis sessions (\$75-150/hr)

**LEVEL** Beginner      **BUILD TIME** 25 min

```
$ mkdir dream-decoder && cd dream-decoder && claude
```

STARTER PROMPT FOR CLAUDE CODE:

```
Build a dream journaling app with AI interpretation.
- Entry: date, title, narrative, emotional tone
- Groq interprets using Jungian archetypes and symbolic meaning
- Auto-extracted tags: water, falling, chasing, flying, death
- Pattern dashboard: most common symbols + monthly theme
- Deep navy/silver/star aesthetic
```

## 08 THE DEBATE MASTER

"Your arguments will be unrecognizable in two weeks."

Sharpen your thinking by debating any topic against an AI that argues the opposite with ruthless intelligence.

**STACK** Groq (free) · HTML/CSS · Vanilla JS

**REPLACES** Debate coaching (\$100-300/session)

**LEVEL** Beginner      **BUILD TIME**      **20 min**

```
$ mkdir debate-master && cd debate-master && claude
```

STARTER PROMPT FOR CLAUDE CODE:

```
Build a debate training app as a single HTML file.  
- User picks topic and position (for/against)  
- AI takes opposite position, opens with a strong argument  
- 5 rounds, turn-based, 90-second timer  
- After each round: argument score + what you should have said  
- Post-debate report: fallacies used, strongest moment, areas to improve  
- Black/white/red editorial UI
```

## 09 ORACLE CARD READER

"Every reading is unique. No one has a deck like yours."

A digital oracle deck where AI generates unique, personalized card meanings for your exact situation every time.

**STACK** Groq (free) · Canvas API · HTML/CSS · Vanilla JS

**REPLACES** Professional readings (\$50-150/session)

**LEVEL** Beginner      **BUILD TIME** 25 min

```
$ mkdir oracle-deck && cd oracle-deck && claude
```

STARTER PROMPT FOR CLAUDE CODE:

```
Build a digital oracle card app as a single HTML file.  
- 78 oracle card names (archetypes, energies, symbols)  
- CSS flip animation for card draw  
- 3-card spread: Past / Present / Future  
- Groq generates a specific personalized reading for each card + question  
- Deep purple gradient, gold card backs, glow effects  
- Share reading via copy-to-clipboard
```

## 10 MORNING RITUAL CONDUCTOR

"The first thing you open before coffee. Every morning."

A personalized AI-guided daily ceremony that sets your mindset and energy for the whole day.

**STACK** Groq (free) · Web Speech API · Open-Meteo (free, no key)

**REPLACES** Headspace + coaching (\$50+/mo)

**LEVEL** Beginner      **BUILD TIME** 20 min

```
$ mkdir morning-ritual && cd morning-ritual && claude
```

STARTER PROMPT FOR CLAUDE CODE:

```
Build a daily morning ritual app as a single HTML file.
- Fetch local weather from Open-Meteo (no key required)
- Greet user by name with date, weather, personalized opening
- 5-step flow: Gratitude (3 inputs) → Intention → AI Affirmation →
Micro-goal → Breathwork timer
- Groq generates a unique daily affirmation from name, weather, day of
week
- Sunrise gradient UI that shifts with time of day
- Soft Web Audio API tones for transitions
```

CATEGORY 02

---

# FUTURISTIC COMMUNITIES & PLATFORMS

10 PROJECTS · FREE STACKS · READY TO BUILD

02

“Every community that scaled started with one person who just built the room.”

## 11 3D IMMERSIVE COMMUNITY

"Skool charges \$99/month. This is yours forever, free."

Skool meets virtual reality — a 3D world where members move as avatars, join rooms, and connect in real time.

**STACK** Three.js · Socket.io · Node.js · Supabase (free) · Vercel (free)

**REPLACES** Skool (\$99/mo) + Gather.town (\$2/user/mo)

**LEVEL** Advanced      **BUILD TIME**      **3 hr**

```
$ mkdir vr-community && cd vr-community && claude
```

STARTER PROMPT FOR CLAUDE CODE:

```
Build a 3D immersive online community using Three.js (r160) and WebGL.
RENDERER: WebGLRenderer antialias:true, shadowMap enabled, toneMapping
ACESFilmicToneMapping
POST-PROCESSING: UnrealBloomPass (strength:1.2, radius:0.8) for neon glow
on all light sources
ENVIRONMENT: Dark cyberpunk city at night. Central plaza + 5 rooms
(Library, Lounge, Stage, Garden, Study Hall)
MATERIALS: MeshStandardMaterial PBR with roughness and metalness.
Emissive neon accents in teal, purple, gold
AVATARS: Each user = SphereGeometry with custom ShaderMaterial for
animated glow pulse. Username Sprite above
MOVEMENT: PointerLockControls for first-person navigation. WASD + mouse
look. Basic collision with room walls
PARTICLES: BufferGeometry Points system for floating dust and stars in
each room atmosphere
LIGHTING: PointLights at each neon sign (color-matched). AmbientLight at
0.1 intensity. SpotLight on stage
SOCKET.IO: Sync player positions at 20fps. Proximity detection (200 unit
radius) for local chat visibility
ROOMS: Each room is a distinct 3D zone. Walking through a doorway
auto-joins that rooms Socket channel
UI LAYER: HTML/CSS overlay with minimap (Canvas 2D top-down view), chat
panel, online users list, room name
BACKEND: Node.js + Express + Socket.io. Supabase for user accounts and
profiles
DEPLOY: Railway free tier for backend, Vercel free for frontend static
files
Start with plaza and one working room then expand to all five rooms
```

## 12 GENIUS VAULT

"Your community's collective intelligence, finally organized."

A crowdsourced wisdom platform where visionaries share breakthrough ideas synthesized by AI.

**STACK** Next.js · Supabase (free) · Groq (free) · Vercel (free)

**REPLACES** Circle.so (\$89/mo) + manual curation

**LEVEL** Intermediate      **BUILD TIME**      **1h 30m**

```
$ mkdir genius-vault && cd genius-vault && claude
```

STARTER PROMPT FOR CLAUDE CODE:

```
Build a wisdom-sharing platform called Genius Vault.  
- Users submit insights: short breakthrough ideas or frameworks  
- Groq analyzes each insight and auto-generates related principles +  
  challenges  
- Weekly AI synthesis: Collective Intelligence Report from top 10 insights  
- Voting system; top insights float up  
- Minimal editorial design: white/black/gold  
- Next.js + Supabase + Vercel
```

## 13 CONSCIOUSNESS COLLECTIVE

"A home for conversations the rest of the internet refuses to have."

A beautifully designed spiritual community forum for sharing insights on awakening and consciousness.

**STACK** Next.js · Supabase (free) · Groq (free) · Vercel (free)

**REPLACES** Mighty Networks (\$33/mo) + Circle (\$89/mo)

**LEVEL** Intermediate      **BUILD TIME**      **1h 30m**

```
$ mkdir consciousness-collective && cd consciousness-collective && claude
```

STARTER PROMPT FOR CLAUDE CODE:

```
Build a spiritual community forum called Consciousness Collective.  
- Topics: Meditation, Dreams, Energy Work, Synchronicities, Gratitude  
- Daily question prompt auto-generated by Groq each morning  
- Ritual/event calendar: members post online ceremonies  
- Resonance system instead of likes  
- Dark cosmic bg, purple/gold/white, constellation motifs
```

## 14 CREATOR COLLAB HUB

"Finding one right collaborator changes everything."

An AI-powered platform that matches creators and entrepreneurs with their perfect collaborator.

**STACK** Next.js · Supabase (free) · Groq (free) · Vercel (free)

**REPLACES** CoFoundersLab membership (\$79/mo)

**LEVEL** Intermediate      **BUILD TIME**      **2 hr**

```
$ mkdir collab-hub && cd collab-hub && claude
```

STARTER PROMPT FOR CLAUDE CODE:

```
Build a co-founder matching platform.  
- Profile: name, skills, what you are building, what you need  
- Groq suggests top 3 matches with explanation  
- Skill tags: Design, Code, Marketing, Strategy, Sales, AI, Finance  
- Collab Calls: post open sessions to brainstorm publicly  
- Next.js + Supabase + Vercel
```

## 15 AI DISCORD BOT

"Your community will think you hired a developer."

Build a custom Discord bot that moderates, engages, answers questions, and runs community games.

**STACK** Discord.js · Groq (free) · Node.js · Railway (free tier)

**REPLACES** MEE6 Pro (\$11/mo) + bot development (\$500+)

**LEVEL** Intermediate      **BUILD TIME**      **45 min**

```
$ mkdir discord-bot && cd discord-bot && claude
```

STARTER PROMPT FOR CLAUDE CODE:

```
Build a feature-rich AI Discord community bot.  
/ask [question] - Groq answers in server tone  
/summary - summarizes last 50 messages  
/challenge - daily community challenge  
/vibe - reads chat current energy  
/quiz - trivia question on server topic  
Auto-welcome DM to new members  
Auto-mod: detects toxic messages with calm redirect  
Deploy on Railway free tier with full setup guide
```

## 16 MICRO-LEARNING PLATFORM

"Teachable takes 5%. Yours takes 0%."

Bite-sized lessons under 5 minutes with AI quizzes and progress tracking for the attention economy.

**STACK** Next.js · Supabase (free) · Groq (free) · Vercel (free)

**REPLACES** Teachable (\$39/mo) + Thinkific (\$36/mo)

**LEVEL** Advanced      **BUILD TIME**      **3 hr**

```
$ mkdir micro-learn && cd micro-learn && claude
```

STARTER PROMPT FOR CLAUDE CODE:

```
Build a micro-learning platform.  
- Creator dashboard: courses as lesson series with video URL, summary, key  
takeaways  
- After each lesson: Groq generates a unique 3-question quiz  
- Learner dashboard: progress rings, streak counter  
- Certificate generation on completion (Canvas API)  
- AI study companion: chat with Groq about any lesson  
- Supabase + Next.js + Vercel
```

## 17 ANONYMOUS WISDOM EXCHANGE

"Anonymity unlocks honesty. Honesty goes viral."

An anonymous platform for sharing life's hardest lessons with AI-generated compassionate responses.

**STACK** Next.js · Supabase (free) · Groq (free) · Vercel (free)

**REPLACES** Custom forum development (\$2,000+)

**LEVEL** Beginner      **BUILD TIME**      **1 hr**

```
$ mkdir wisdom-exchange && cd wisdom-exchange && claude
```

STARTER PROMPT FOR CLAUDE CODE:

```
Build an anonymous life-lesson sharing platform.
- Submit anonymously: The hardest lesson I have learned is...
- Groq responds with: validation, deeper reframe, related ancient proverb
- Community feed with resonance votes
- Categories: Love, Money, Family, Purpose, Health, Identity
- Weekly digest: Groq synthesizes top submissions into a letter
- Warm dark parchment/cream/gold aesthetic
```

## 18 VIRTUAL MASTERMIND ROOM

"The AI facilitator your mastermind group never knew it needed."

A real-time facilitation space where AI takes notes, asks powerful questions, and synthesizes breakthroughs.

**STACK** Socket.io · Node.js · Groq (free) · Supabase (free)

**REPLACES** Mastermind facilitation (\$200-500/session)

**LEVEL** Advanced      **BUILD TIME**      **2 hr**

```
$ mkdir mastermind-room && cd mastermind-room && claude
```

STARTER PROMPT FOR CLAUDE CODE:

```
Build a virtual mastermind facilitation platform.
- Live chat rooms with AI facilitator invoked with @AI
- @AI summarize – current conversation summary
- @AI question – powerful clarifying question to move group forward
- @AI action-items – extract commitments from the chat
- @AI challenge [idea] – devil's advocate mode on any idea
- Session timer with milestones (10 min hot seat per person)
- Auto-generated Intelligence Report at session end
- Real-time presence via Socket.io
```

## 19 THE IDEA FORGE

"Problems get solved faster with ten minds than one."

A public innovation platform where strangers submit problems and AI collaboratively builds solutions.

**STACK** Next.js · Supabase (free) · Groq (free) · Vercel (free)

**REPLACES** Custom platform development (\$5,000+)

**LEVEL** Intermediate      **BUILD TIME**      **1h 30m**

```
$ mkdir idea-forge && cd idea-forge && claude
```

STARTER PROMPT FOR CLAUDE CODE:

```
Build a public innovation platform.  
- Submit a Problem Post: a real-world challenge  
- Community comments with solution ideas  
- Groq synthesizes the best elements into a combined solution  
- Forge mode: 10-minute sprints, Groq picks the winner  
- Leaderboard: top solution contributors  
- Bold editorial design: black/neon green/white
```

## 20 CREATOR SHOWCASE GALLERY

"Your work deserves a home that looks this good."

A portfolio-meets-community where creators display work, get AI feedback, and attract opportunities.

**STACK** Next.js · Supabase (free + storage) · Groq (free) · Vercel (free)

**REPLACES** Format.com (\$12/mo) + Squarespace (\$23/mo)

**LEVEL** Intermediate      **BUILD TIME**      **2 hr**

```
$ mkdir creator-gallery && cd creator-gallery && claude
```

STARTER PROMPT FOR CLAUDE CODE:

```
Build a creator portfolio gallery platform.  
- Creator profiles: bio, links, niche, open to  
collaborations/clients/press  
- Portfolio grid: upload work samples  
- AI critique: Groq gives professional critique + one-line tagline  
- Discovery by category: Design, Music, Writing, Code, Art, Video  
- Auto-generated shareable profile card (Canvas API)  
- Minimal gallery: white/dark aesthetic
```

CATEGORY 03

---

# CREATIVE POWERTOOLS

10 PROJECTS · FREE STACKS · READY TO BUILD

03

## 21 AI MUSIC COMPOSITION STUDIO

"From feeling to chord chart in 60 seconds."

Describe a feeling and watch AI generate chord progressions, melody ideas, lyrics, and a production brief.

**STACK** Groq (free) · Tone.js (free) · HTML/CSS · Vanilla JS

**REPLACES** Soundraw (\$16/mo) + music lessons

**LEVEL** Intermediate      **BUILD TIME** 45 min

```
$ mkdir music-studio && cd music-studio && claude
```

STARTER PROMPT FOR CLAUDE CODE:

```
Build a browser-based AI music composition assistant.
- Mood/scene input: user describes a feeling or scene
- Groq generates: key, tempo BPM, chord progression, scale, production
  style
- Tone.js plays the chord progression in-browser with selectable
  instruments
- AI writes 2 verse + 1 chorus lyric snippet in the mood
- Full production brief for a producer
- DAW-inspired dark UI: blacks, grays, neon accents
```

## 22 BRAND IDENTITY GENERATOR

"What a branding agency charges \$5,000 for. In 2 minutes."

Describe your business and get a complete brand kit: names, positioning, color palette, voice, taglines.

**STACK** Groq (free) · Canvas API · HTML/CSS · Vanilla JS

**REPLACES** Branding agency (\$2,000-10,000) + Looka (\$96/yr)

**LEVEL** Beginner      **BUILD TIME**      **20 min**

```
$ mkdir brand-gen && cd brand-gen && claude
```

STARTER PROMPT FOR CLAUDE CODE:

```
Build an AI brand identity generator as a single HTML file.
- Input: business type, target audience, 3 vibe words, price point
- Groq generates: 3 brand names with rationale, positioning statement, 3
taglines, brand voice (5 adjectives), color palette (4 hex codes), font
pairing, brand archetype
- Canvas API renders a visual brand board showing colors and name
- Copy-to-clipboard for each section
```

## 23 AI GHOSTWRITER STUDIO

"Your ideas, finally given the words they deserve."

A full writing studio for books, scripts, and long-form content with chapter planning and editing modes.

**STACK** Groq (free) · SQLite · Express · HTML/CSS

**REPLACES** Ghostwriter (\$50-150/hr) + Jasper (\$49/mo)

**LEVEL** Intermediate      **BUILD TIME**      **45 min**

```
$ mkdir ghostwriter && cd ghostwriter && claude
```

STARTER PROMPT FOR CLAUDE CODE:

```
Build a professional AI ghostwriting studio.
- Projects: book, script, course, article with title, genre, tone, length
goal
- Groq generates full outline from your brief
- Write mode: section-by-section drafting maintaining voice consistency
- Edit mode: paste text then Groq rewrites at 3 levels (light/heavy/total
rewrite)
- Voice capture: paste 3 paragraphs and AI matches your style forever
- SQLite saves all drafts; export to .txt or .md
```

## 24 STORY UNIVERSE ENGINE

"Build the world first. The stories write themselves."

Build an entire fictional universe with lore, characters, timeline, and factions then generate stories within it.

**STACK** Groq (free) · SQLite · Express · HTML/CSS

**REPLACES** World Anvil (\$9/mo) + consultation fees

**LEVEL** Intermediate      **BUILD TIME**      **1 hr**

```
$ mkdir story-universe && cd story-universe && claude
```

STARTER PROMPT FOR CLAUDE CODE:

```
Build a world-building and story generation tool.  
- Universe creator: genre, rules, magic system, time period  
- Groq expands any element: geography, history, politics, religions  
- Character bible: name, faction, motivation, flaw and Groq generates  
backstory and voice  
- Timeline builder: add events; Groq fills in consequences  
- Story generator: 2 characters + conflict and Groq writes the scene  
- All data in SQLite with navigable sidebar
```

## 25 SONGWRITING PARTNER

"Your most available co-writer. Online at 2am."

Co-write songs with AI — hooks, bridges, rhyme schemes, and full lyrics in any genre or style.

**STACK** Groq (free) · HTML/CSS · Vanilla JS

**REPLACES** Co-writer fees (\$50-500/song)

**LEVEL** Beginner      **BUILD TIME** 20 min

```
$ mkdir songwriting && cd songwriting && claude
```

STARTER PROMPT FOR CLAUDE CODE:

```
Build an AI songwriting co-writing tool as a single HTML file.  
- Song setup: genre, mood, theme, tempo, key  
- Tools: 5 hook options, full verse, bridge, rhyme expander with 20+  
suggestions  
- Rewrite this line: paste weak line and get 5 stronger alternatives  
- Workspace: tools panel + lyrics editor saving to localStorage  
- Export as formatted lyrics sheet with title and artist
```

## 26 VISUAL MOOD BOARD AI

"Creative briefs that finally communicate your actual vision."

Describe your vision and AI curates a creative direction brief plus images from the free Unsplash API.

**STACK** Groq (free) · Unsplash API (free) · HTML/CSS · Vanilla JS

**REPLACES** Canva Pro (\$13/mo) + designer time (\$50-150/hr)

**LEVEL** Beginner      **BUILD TIME**      **25 min**

```
$ mkdir mood-board && cd mood-board && claude
```

STARTER PROMPT FOR CLAUDE CODE:

```
Build an AI mood board curator as a single HTML file.  
- Input: project name, aesthetic description, color preferences, 3-5  
reference words  
- Groq generates: creative direction brief, color palette (5 hex codes),  
typography mood  
- Unsplash API fetches 9 images using Groq-generated search terms  
- 3x3 grid mood board with brief alongside  
- Download as PNG via html2canvas CDN  
- Save boards to localStorage
```

## 27 CONCEPT ART BRIEF LAB

"Artists will thank you for briefs this specific."

Generate detailed professional concept art briefs for games, films, and brands.

**STACK** Groq (free) · HTML/CSS · Vanilla JS

**REPLACES** Creative brief writing (\$200-500/brief)

**LEVEL** Beginner      **BUILD TIME** 20 min

```
$ mkdir concept-lab && cd concept-lab && claude
```

STARTER PROMPT FOR CLAUDE CODE:

```
Build a concept art brief generator as a single HTML file.  
- Input: subject, project type, style references, mood  
- Groq generates: visual description (200 words), lighting notes, color  
palette, texture breakdown, camera angle, reference artists,  
Midjourney/SD prompt version  
- Save briefs; copy to clipboard  
- Dark art/design studio aesthetic
```

## 28 AI SCREENPLAY WRITER

"Properly formatted. Finally."

From logline to formatted screenplay — AI develops structure, writes scenes, and maintains pro formatting.

**STACK** Groq (free) · SQLite · Express · HTML/CSS

**REPLACES** Final Draft (\$250) + script coverage (\$100+)

**LEVEL** Intermediate      **BUILD TIME** 45 min

```
$ mkdir screenplay && cd screenplay && claude
```

STARTER PROMPT FOR CLAUDE CODE:

```
Build an AI screenplay writing tool.  
- Setup: title, genre, logline, protagonist, antagonist, theme  
- Groq generates a 3-act structure with 8-sequence outline  
- Scene writer: location + time + characters then Groq writes full scene  
in proper screenplay format  
- Dialogue polisher: paste dialogue and AI rewrites to match the character  
voice  
- Proper formatting: Courier font, margins, sluglines, action lines,  
dialogue  
- SQLite saves all projects; export to .txt
```

## 29 PODCAST SCRIPT GENERATOR

"Never record a rambling episode again."

Turn any topic into a fully scripted episode with intro, segments, transitions, and outro in your voice.

**STACK** Groq (free) · HTML/CSS · Vanilla JS

**REPLACES** Scriptwriter fees (\$50-200/episode)

**LEVEL** Beginner      **BUILD TIME** 20 min

```
$ mkdir podcast-gen && cd podcast-gen && claude
```

STARTER PROMPT FOR CLAUDE CODE:

```
Build an AI podcast script generator as a single HTML file.
- Setup: podcast name, niche, host name, tone
  (educational/conversational/provocative)
- Input: topic, key points, target length, personal stories to weave in
- Groq generates: punchy cold open, intro, 3-5 segments with transitions,
  outro with CTA
- Voice coaching notes: where to pause, emphasize, slow down
- Estimated read time; export as .txt
```

## 30 AI PROMPT LABORATORY

"The gap between average AI output and elite output — this."

A prompt engineering tool to craft, test, refine, and organize elite prompts for any AI model.

**STACK** Groq (free) · SQLite · Express · HTML/CSS

**REPLACES** PromptBase + premium AI tools (\$50+/mo)

**LEVEL** Intermediate      **BUILD TIME**      **45 min**

```
$ mkdir prompt-lab && cd prompt-lab && claude
```

STARTER PROMPT FOR CLAUDE CODE:

```
Build a professional prompt engineering tool.
- Builder: role, context, task, format, examples, constraints fields
- Groq assembles and optimizes the prompt automatically
- Live test: run against Groq and see output instantly
- A/B test: run 2 prompts side-by-side and compare outputs
- Library: save, tag, and organize all prompts
- Analyzer: paste any prompt and AI grades it with suggestions
```

CATEGORY 04

---

# BUSINESS & WEALTH BUILDERS

10 PROJECTS · FREE STACKS · READY TO BUILD

04

## 31 AI PROPOSAL MACHINE

"Clients have said yes before the call even ended."

Answer 10 questions about a project and get a fully written, high-converting proposal in 2 minutes.

**STACK** Groq (free) · jsPDF (free CDN) · HTML/CSS · Vanilla JS

**REPLACES** Proposal software (\$49/mo) + copywriter (\$500+)

**LEVEL** Beginner      **BUILD TIME**      **25 min**

Proposal writers charge \$150-500 per document. Yours generates in 90 seconds.

```
$ mkdir proposal-machine && cd proposal-machine && claude
```

STARTER PROMPT FOR CLAUDE CODE:

```
Build an AI proposal generator as a single HTML file.  
- Form: client name, industry, problem, outcome, timeline, budget, deliverables  
- Groq writes: executive summary, proposed solution, methodology, timeline, investment, CTA  
- Clean proposal preview with your branding  
- One-click PDF export using jsPDF CDN  
- Proposal history saved in localStorage
```

## 32 BUSINESS PLAN GENERATOR

"Investors want to see this. Now you have it ready."

From idea to investor-ready business plan with market analysis, financial projections, and positioning.

**STACK** Groq (free) · Express · SQLite · HTML/CSS

**REPLACES** Business plan consultant (\$1,500-5,000)

**LEVEL** Intermediate      **BUILD TIME**      **45 min**

Business plan consultants charge \$1,500-5,000. This does it in one session.

```
$ mkdir biz-plan && cd biz-plan && claude
```

STARTER PROMPT FOR CLAUDE CODE:

```
Build a comprehensive business plan generator.
- Intake: idea, industry, target market, business model, startup costs,
  founder background
- Groq generates section by section: Executive Summary, Market Analysis
  with TAM/SAM/SOM, Competitor Analysis, Products, Marketing Strategy,
  Financial Projections Y1-Y3, Risk Analysis
- Progress bar while generating
- Edit any section inline; re-generate with a click
- Export as formatted document
```

## 33 PRICING STRATEGY AI

"Most founders underprice by 40%. This fixes that."

Get a complete pricing strategy with psychology and positioning built around your exact offer and audience.

**STACK** Groq (free) · HTML/CSS · Vanilla JS

**REPLACES** Pricing consultant (\$200-500/hr)

**LEVEL** Beginner      **BUILD TIME**      **20 min**

Pricing consultants charge \$200-500/hour for an audit. This takes 2 minutes.

```
$ mkdir pricing-ai && cd pricing-ai && claude
```

STARTER PROMPT FOR CLAUDE CODE:

```
Build an AI pricing strategy advisor as a single HTML file.  
- Input: what you sell, who buys it, pain level, competitor prices,  
desired positioning  
- Groq generates: recommended price with rationale, pricing model, 3-tier  
structure with names, anchoring strategy, price increase roadmap, brand  
signal analysis  
- Copy-to-clipboard for each section
```

## 34 LEAD MAGNET FACTORY

"Your email list does not grow without a lead magnet. Now you have one."

Describe your business and get 10 irresistible lead magnet ideas — plus one fully written.

**STACK** Groq (free) · HTML/CSS · Vanilla JS

**REPLACES** Copywriter (\$500-2,000) + designer (\$500)

**LEVEL** Beginner      **BUILD TIME**      **20 min**

A copywriter charges \$500-2,000 for a lead magnet. Now you make unlimited ones.

```
$ mkdir lead-magnet && cd lead-magnet && claude
```

STARTER PROMPT FOR CLAUDE CODE:

```
Build an AI lead magnet creation tool as a single HTML file.  
- Input: business type, ideal client, their number one problem, dream  
outcome  
- Groq generates 10 concepts: title, format, conversion rationale for each  
- User picks one; AI writes it fully as checklist, template, mini-guide,  
or quiz  
- Rendered preview with .txt download  
- 5 title options per concept
```

## 35 SALES SCRIPT BUILDER

"Never stumble over an objection again."

A complete sales script — openers, discovery questions, objection handling, closes — all customized to your audience.

**STACK** Groq (free) · HTML/CSS · Vanilla JS

**REPLACES** Sales coach (\$200-500/session)

**LEVEL** Beginner      **BUILD TIME**      **20 min**

Sales coaches charge \$200-500/session to build this. Yours is always available.

```
$ mkdir sales-script && cd sales-script && claude
```

STARTER PROMPT FOR CLAUDE CODE:

```
Build an AI sales script generator as a single HTML file.  
- Input: what you sell, price, sales channel, client description, top 3  
objections  
- Groq generates: 3 opening options, 10 discovery questions, transition to  
pitch, objection scripts for all 3 listed plus 5 common ones, trial  
closes, 3 closing statements, 7-day follow-up  
- Printable and copy-ready format
```

## 36 COMPETITOR INTELLIGENCE HUB

"Know exactly where the gaps are in your market. Then fill them."

A competitor monitoring dashboard to track positioning, offers, pricing, messaging, and strategic gaps.

**STACK** Groq (free) · SQLite · Express · HTML/CSS

**REPLACES** SEMrush (\$129/mo) + manual research hours

**LEVEL** Intermediate      **BUILD TIME**      **45 min**

SEMrush charges \$129/month for competitive intel. This gives you the same insight free.

```
$ mkdir competitor-intel && cd competitor-intel && claude
```

STARTER PROMPT FOR CLAUDE CODE:

```
Build a competitor intelligence tracking dashboard.
- Add competitors: name, pricing, main offer, positioning, strengths,
weaknesses
- Groq analyzes and generates: unique positioning gap, 3 strategic moves,
messaging weaknesses, underserved segments
- Comparison matrix: side-by-side feature and pricing table
- Competitive SWOT for your business vs the field
- SQLite storage, Express backend
```

## 37 EMAIL SEQUENCE ARCHITECT

"Your funnel works while you sleep."

Build complete, conversion-optimized email sequences for any funnel or launch — from welcome to sale.

**STACK** Groq (free) · HTML/CSS · Vanilla JS

**REPLACES** Email copywriter (\$500-2,000/sequence)

**LEVEL** Beginner      **BUILD TIME**      **20 min**

Email copywriters charge \$500-2,000 per sequence. Yours writes in seconds.

```
$ mkdir email-architect && cd email-architect && claude
```

STARTER PROMPT FOR CLAUDE CODE:

```
Build an AI email sequence generator as a single HTML file.  
- Type: Welcome / Nurture / Launch / Re-engagement / Post-Purchase  
- Input: brand voice, product, audience pain, length 5-10 emails, CTA goal  
- Groq writes each email: subject + preview, full body, send time, purpose tag  
- A/B subject line variants per email  
- Edit and regenerate individually; export as numbered .txt
```

## 38 AI MARKET RESEARCH TOOL

"Know your buyer better than they know themselves."

Synthesize deep target market insights — buyer psychology, language patterns, objections, and opportunity maps.

**STACK** Groq (free) · HTML/CSS · Vanilla JS

**REPLACES** Market research firm (\$5,000+) + SurveyMonkey

**LEVEL** Beginner      **BUILD TIME**      **20 min**

Market research firms charge \$5,000+ for what this delivers in 2 minutes.

```
$ mkdir market-research && cd market-research && claude
```

STARTER PROMPT FOR CLAUDE CODE:

```
Build an AI market research synthesis tool as a single HTML file.  
- Input: target market, product, industry, key question to answer  
- Groq generates: full ICP, 20+ phrases your audience uses, top 10  
objections with psychological meaning, buying triggers, positioning gaps,  
underserved niches, content themes, recommended channels  
- Save sessions; export as document
```

## 39 SMART INVOICE SYSTEM

"Professional. Automated. Gets you paid faster."

Elegant invoicing with tax calculation, PDF export, client tracking, and AI-written payment reminders.

**STACK** Groq (free) · jsPDF (CDN) · SQLite · Express

**REPLACES** FreshBooks (\$17/mo) + QuickBooks (\$25/mo)

**LEVEL** Intermediate      **BUILD TIME**      **1 hr**

FreshBooks and QuickBooks charge \$17-25/month. Yours is free and customizable.

```
$ mkdir invoice-system && cd invoice-system && claude
```

STARTER PROMPT FOR CLAUDE CODE:

```
Build a professional invoice management system.
- Client database with payment history
- Invoice creator: line items, tax rate, due date, sequential numbering
- PDF with your branding via jsPDF
- Status: Draft / Sent / Overdue / Paid
- AI reminders: Groq writes 3 options gentle, firm, and final for overdue
invoices
- Dashboard: outstanding, paid this month, overdue count
- Recurring invoice setup
```

## 40 DIGITAL PRODUCT VALIDATOR

"Build the right thing the first time."

AI stress-tests any digital product idea before you build it — demand, positioning, pricing, and competitive fit.

**STACK** Groq (free) · HTML/CSS · Vanilla JS

**REPLACES** Market research consultant (\$200-500/hr)

**LEVEL** Beginner      **BUILD TIME**      **20 min**

Market research consultants charge \$200-500/hour. This validates your idea instantly.

```
$ mkdir product-validator && cd product-validator && claude
```

STARTER PROMPT FOR CLAUDE CODE:

```
Build an AI product idea validation tool as a single HTML file.  
- Input: idea, target audience, price point, format as  
course/ebook/template/community/tool  
- Groq assesses: market demand score 1-10, competition analysis, pain  
alignment, pricing reality, unique angle, 3 messaging angles to test, 3  
pre-launch validation steps  
- Green / yellow / red verdict  
- Save and compare multiple ideas
```

CATEGORY 05

---

# PRODUCTIVITY & AUTOMATION

10 PROJECTS · FREE STACKS · READY TO BUILD

05

## 41 MEETING INTELLIGENCE

"One hour of meetings becomes five bullet points in 60 seconds."

Record any meeting and get an AI-generated transcript, smart summary, and action items in seconds.

**STACK** Groq Whisper API (free) · Groq (free) · HTML/CSS · Vanilla JS

**REPLACES** Otter.ai (\$17/mo) + Fireflies.ai (\$18/mo)

**LEVEL** Intermediate      **BUILD TIME**      **30 min**

```
$ mkdir meeting-intel && cd meeting-intel && claude
```

STARTER PROMPT FOR CLAUDE CODE:

```
Build an AI meeting intelligence tool as a single HTML file.
- Record audio via MediaRecorder API or upload .mp3/.wav
- Transcribe using Groq Whisper endpoint whisper-large-v3
- Groq generates: TL;DR in 3 bullets, full summary by topic, action items
  with owners and deadlines, decisions made, open questions, sentiment
  reading
- Clean meeting report layout; export as .txt
```

## 42 AI EMAIL TRIAGE

"Inbox zero in the time it takes to finish a coffee."

Paste your inbox and AI categorizes, prioritizes, drafts responses, and creates your inbox zero battle plan.

**STACK** Groq (free) · HTML/CSS · Vanilla JS

**REPLACES** SaneBox (\$7/mo) + VA time (\$20-50/hr)

**LEVEL** Beginner      **BUILD TIME**      **20 min**

```
$ mkdir email-triage && cd email-triage && claude
```

STARTER PROMPT FOR CLAUDE CODE:

```
Build an AI email triage tool as a single HTML file.
- Paste up to 20 emails as text
- Groq categorizes each: Priority as Urgent/Today/Week/Archive, Category,
Time to handle, Action
- Draft responses for emails needing replies with one-click
- Battle plan: ordered list of what to handle first
- Unsubscribe candidates and delegation suggestions
```

## 43 PERSONAL CRM

"Relationships are your most valuable asset. Treat them that way."

Never let a relationship go cold — track conversations, set follow-up reminders, and let AI write your outreach.

**STACK** Groq (free) · SQLite · Express · HTML/CSS

**REPLACES** Clay (\$200/mo) + HubSpot paid tier

**LEVEL** Intermediate      **BUILD TIME**      **1 hr**

```
$ mkdir personal-crm && cd personal-crm && claude
```

STARTER PROMPT FOR CLAUDE CODE:

```
Build a personal relationship management app.  
- Contacts: name, relationship type, last contacted, notes, social URL  
- Interaction log: date, medium, key topics, follow-up needed  
- Smart reminders: flag contacts not touched in 30/60/90 days  
- Relationship strength score from interaction frequency  
- AI outreach writer: Groq writes personalized reconnect message in your voice  
- Pipeline: warm / active / nurture / dormant
```

## 44 CONTENT CALENDAR AI

"30 days of content. Done in one session."

Answer 5 questions and get a full 30-day content calendar with copy, hooks, and hashtags ready to post.

**STACK** Groq (free) · HTML/CSS · Vanilla JS

**REPLACES** CoSchedule (\$29/mo) + content strategist

**LEVEL** Beginner      **BUILD TIME**      **20 min**

```
$ mkdir content-calendar && cd content-calendar && claude
```

STARTER PROMPT FOR CLAUDE CODE:

```
Build an AI content calendar generator as a single HTML file.
- Setup: brand name, niche, platform Instagram/LinkedIn/Twitter/TikTok,
frequency, 3 content pillars
- Generate 30-day calendar: concept, copy, hook, hashtag set, content type
per day
- Month grid color-coded by pillar
- Bulk copy as CSV-ready text; regenerate individual days
- Saves to localStorage
```

## 45 AI FILE ORGANIZER

"The 3 hours of digital cleanup you have been avoiding. Automated."

Point it at a messy folder and AI proposes an organization system and moves files automatically.

**STACK** Node.js · Groq (free) · Commander.js (free)

**REPLACES** Digital organizer service + 3-5 hrs manual work/month

**LEVEL** Intermediate      **BUILD TIME**      **30 min**

```
$ mkdir ai-organizer && cd ai-organizer && claude
```

STARTER PROMPT FOR CLAUDE CODE:

```
Build a CLI file organization tool.
- Command: node organizer.js --path /path/to/folder
- Groq proposes folder structure and maps each file to its new location
- Preview of all proposed moves with --dry-run mode
- User confirms before any files move
- --undo flag reverses all moves via a log file
- --rename flag: Groq suggests better filenames
```

## 46 AI RESEARCH SYNTHESIZER

"5 hours of reading becomes a 200-word brief. Instantly."

Paste 5+ articles and get a complete AI-synthesized report with key themes, contradictions, and conclusions.

**STACK** Groq (free) · HTML/CSS · Vanilla JS

**REPLACES** Research assistant (\$25-75/hr) + Elicit (\$10/mo)

**LEVEL** Beginner      **BUILD TIME**      **20 min**

```
$ mkdir research-synth && cd research-synth && claude
```

STARTER PROMPT FOR CLAUDE CODE:

```
Build an AI research synthesis tool as a single HTML file.  
- Up to 8 labeled text areas for pasting article content  
- Groq synthesizes: master summary 200 words, key themes across sources,  
points of contradiction, knowledge gaps, strongest supported conclusion, 5  
further research questions, source quality assessment  
- Structured research report; export as .txt
```

## 47 DOCUMENT INTELLIGENCE HUB

"Stop searching through files. Start asking questions."

Upload any document and have a full conversation with it — ask questions, extract data, request rewrites.

**STACK** Groq (free) · Express · Multer · pdf-parse · HTML/CSS

**REPLACES** ChatPDF (\$20/mo) + Humata (\$10/mo)

**LEVEL** Intermediate      **BUILD TIME**      **45 min**

```
$ mkdir doc-intel && cd doc-intel && claude
```

STARTER PROMPT FOR CLAUDE CODE:

```
Build a document chat application.  
- File upload: accepts .txt, .md, .pdf via pdf-parse npm package  
- Chat with document content via Groq  
- 5 smart questions auto-generated after upload  
- Quick actions: Summarize / Extract data / List action items / Rewrite in  
simple terms  
- Load up to 3 documents and chat across all  
- Conversation history per document in SQLite
```

## 48 AI TASK PRIORITIZER

"Know exactly what to do next. Every single day."

Dump your entire to-do list and let AI sort it by urgency, importance, energy, and ROI with a daily battle plan.

**STACK** Groq (free) · SQLite · Express · HTML/CSS

**REPLACES** Todoist + productivity coaching (\$200/hr)

**LEVEL** Beginner      **BUILD TIME**      **30 min**

```
$ mkdir task-ai && cd task-ai && claude
```

STARTER PROMPT FOR CLAUDE CODE:

```
Build an AI task prioritization system.
- Brain dump: type tasks in any format, messy or structured
- Groq parses and structures the list
- Modes: Eisenhower Matrix, Energy-based, ROI-based
- Daily battle plan: top 3 must-do tasks with rationale
- Task breakdown: click any task and Groq splits into subtasks with time estimates
- End of day review: AI debrief on what got done
- SQLite persistence
```

## 49 SMART BOOKMARK MANAGER

"Every good link you have ever saved. Actually findable now."

Save links and watch AI auto-tag, categorize, and make them searchable — no more lost tabs.

**STACK** Groq (free) · SQLite · Express · HTML/CSS

**REPLACES** Notion (\$16/mo) + Raindrop.io (\$3/mo)

**LEVEL** Beginner      **BUILD TIME**      **35 min**

```
$ mkdir bookmarks && cd bookmarks && claude
```

STARTER PROMPT FOR CLAUDE CODE:

```
Build an AI-powered bookmark manager.  
- Add bookmark: URL + optional description  
- Groq auto-generates: title, category, 3-5 tags, one-sentence summary  
- Search across all fields  
- Rediscover: AI surfaces 3 old bookmarks worth revisiting daily  
- Duplicate detector; import from browser HTML export  
- Grid and list view with tag filter sidebar
```

## 50 SOCIAL MEDIA SCHEDULER

"Post consistently without paying \$50/month to do it."

Write content, schedule posts, and let AI optimize timing and captions  
— without paying for a scheduling tool.

**STACK** Groq (free) · SQLite · Express · node-cron (free)

**REPLACES** Buffer (\$18/mo) + Hootsuite (\$99/mo)

**LEVEL** Advanced      **BUILD TIME** 1h 30m

```
$ mkdir scheduler && cd scheduler && claude
```

STARTER PROMPT FOR CLAUDE CODE:

```
Build a social media content scheduler and optimizer.  
- Compose posts with platform selector Instagram/LinkedIn/Twitter  
- Groq rewrites for each platform: length, tone, hashtags  
- Schedule by date and time stored in SQLite  
- Best time suggestions per platform per niche  
- Visual queue calendar  
- Generate 3 caption variants; 20 hashtag suggestions with relevance  
scores  
- node-cron for scheduled tasks
```

CATEGORY 06

---

# EDUCATION & MIND EXPANSION

10 PROJECTS · FREE STACKS · READY TO BUILD

06

## 51 AI TUTOR - ANY SUBJECT

"The private tutor you never had. On any subject. Anytime."

Learn absolutely anything using the Socratic method — AI never gives answers; it guides you to discover them.

**STACK** Groq (free) · SQLite · Express · HTML/CSS

**REPLACES** Tutoring (\$50-200/hr) + online courses

**LEVEL** Beginner      **BUILD TIME**      **30 min**

```
$ mkdir ai-tutor && cd ai-tutor && claude
```

STARTER PROMPT FOR CLAUDE CODE:

```
Build a Socratic AI tutor app.
- Enter any subject: quantum physics, ancient Rome, calculus, options trading
- Groq plays a Socratic tutor: asks leading questions, never lectures
- Progress detection: tutor checks comprehension periodically
- Feynman mode: explain like I am 5
- Session notes: AI generates structured summary after session
- Quiz mode: 5 questions from session content
- I am stuck button: gives one hint, not the answer
```

## 52 SPACED REPETITION SYSTEM

"The fastest way to actually remember what you study."

The most proven memory method — now with AI-generated cards from any content you paste in.

**STACK** Groq (free) · SQLite · Express · HTML/CSS

**REPLACES** Anki Pro + tutoring sessions (\$50-200/hr)

**LEVEL** Intermediate      **BUILD TIME**      **45 min**

```
$ mkdir spaced-rep && cd spaced-rep && claude
```

STARTER PROMPT FOR CLAUDE CODE:

```
Build an AI-powered spaced repetition flashcard system.  
- Paste any text and Groq extracts and creates Q&A flashcards  
  automatically  
- Decks organized by subject  
- SM-2 algorithm: reviews at 1, 3, 7, 14, 30-day intervals based on  
  performance  
- Rate each card: Easy / Good / Hard / Forgot  
- Stats: mastery percentage per deck, daily streak  
- AI explanation for any card you struggle with
```

## 53 LANGUAGE LEARNING PARTNER

"Immersion practice without ever leaving your desk."

Practice any language through real AI conversation with instant corrections and vocabulary building.

**STACK** Groq (free) · Web Speech API · SQLite · Express

**REPLACES** iTalki lessons (\$10-50/hr) + Babbel (\$13/mo)

**LEVEL** Intermediate      **BUILD TIME**      **35 min**

```
$ mkdir language-partner && cd language-partner && claude
```

STARTER PROMPT FOR CLAUDE CODE:

```
Build an AI language learning conversation app.  
- Choose target language, current level A1-C1, conversation topic  
- Chat in target language; AI responds only in that language  
- Optional feedback panel: corrections, better phrasing, vocabulary notes  
- Voice mode: Web Speech API for speaking practice  
- Word of the Day with 3 example sentences  
- Vocabulary tracker in SQLite
```

## 54 SKILL GAP ANALYZER

"Stop guessing what to learn next. Know exactly."

Describe your goal and AI maps your current skills against what you need with a precise learning roadmap.

**STACK** Groq (free) · Chart.js (CDN) · HTML/CSS · Vanilla JS

**REPLACES** Career coach (\$200-500/hr) + assessment tools

**LEVEL** Beginner      **BUILD TIME**      **25 min**

```
$ mkdir skill-gap && cd skill-gap && claude
```

STARTER PROMPT FOR CLAUDE CODE:

```
Build an AI skill gap analyzer as a single HTML file.
- Input: current background + dream role or goal
- AI generates 20 relevant skills; user rates each 1-5
- Groq generates: gap score per category, top 5 skills to prioritize,
90-day roadmap, free resources per skill, 3 quick wins for this week
- Visual radar chart via Chart.js CDN
- Save and revisit monthly
```

## 55 HISTORICAL FIGURE SIMULATOR

"Ask Napoleon what he would do about your business problem."

Have real conversations with any historical figure — ask Napoleon about strategy, Tesla about creativity.

**STACK** Groq (free) · SQLite · Express · HTML/CSS

**REPLACES** History tutoring (\$50-150/hr)

**LEVEL** Beginner      **BUILD TIME** 30 min

```
$ mkdir history-sim && cd history-sim && claude
```

STARTER PROMPT FOR CLAUDE CODE:

```
Build a historical figure conversation simulator.  
- 30+ pre-loaded figures with era, context, personality notes  
- Groq fully embodies the figure: worldview, speech patterns, era-limited  
knowledge  
- They do not know about events after their death  
- Multi-figure debate: 2 figures in the same conversation  
- Shareable transcript export  
- Aged parchment and editorial aesthetic
```

## 56 AI BOOK CLUB

"Finally read the books you own. And actually understand them."

Transform any book into a guided deep reading experience with discussion questions and literary analysis.

**STACK** Groq (free) · SQLite · HTML/CSS · Vanilla JS

**REPLACES** Literary analysis courses + book club membership

**LEVEL** Beginner      **BUILD TIME**      **20 min**

```
$ mkdir book-club && cd book-club && claude
```

STARTER PROMPT FOR CLAUDE CODE:

```
Build an AI book club companion as a single HTML file.  
- Entry: title, author, genre, notes so far  
- Groq generates: 10 deep discussion questions, chapter theme analysis,  
character psychological profiles, historical context, author influences  
- Active reading mode: paste any passage and AI gives literary analysis  
- Personal response journaling  
- Warm literary UI: cream/dark aesthetic
```

## 57 CURRICULUM BUILDER

"Course creators charge thousands to build what this does in an hour."

Design a complete learning curriculum — modules, lessons, activities, assessments, and learning outcomes.

**STACK** Groq (free) · SQLite · Express · HTML/CSS

**REPLACES** Instructional designer (\$75-150/hr)

**LEVEL** Intermediate      **BUILD TIME** 45 min

```
$ mkdir curriculum && cd curriculum && claude
```

STARTER PROMPT FOR CLAUDE CODE:

```
Build an AI curriculum design tool.  
- Setup: subject, target audience, duration, delivery format  
- Groq generates: 5-7 learning outcomes, module breakdown, for each  
lesson: objective, key concepts, 3 activities, 3 discussion questions,  
assessment ideas, resource list  
- Lesson plan generator: expand any lesson into a 60-minute plan  
- Export as complete curriculum document
```

## 58 AI DEBATE COACH

"Think faster. Argue cleaner. Win more rooms."

Train competitive argumentation — AI grades your logic, flags fallacies, and teaches you to think under pressure.

**STACK** Groq (free) · SQLite · HTML/CSS · Vanilla JS

**REPLACES** Debate coaching (\$100-300/session)

**LEVEL** Beginner      **BUILD TIME**      **30 min**

```
$ mkdir debate-coach && cd debate-coach && claude
```

STARTER PROMPT FOR CLAUDE CODE:

```
Build an AI debate coaching platform as a single HTML file.  
- Enter any debate motion  
- Argument construction: build 3 main arguments; AI grades strength,  
evidence, logic  
- Anticipation drill: AI presents opposing top 3; user rebuts  
- Rapid fire: 10 quick objections; 60 seconds each  
- Fallacy detector: flags logical fallacies in real time  
- Progress tracking in SQLite
```

## 59 PHILOSOPHY ENGINE

"The conversations that change how you see everything."

Explore the greatest questions through Socratic dialogue with AI versions of history's greatest thinkers.

**STACK** Groq (free) · SQLite · HTML/CSS · Vanilla JS

**REPLACES** Philosophy courses (\$500+) + tutoring

**LEVEL** Beginner      **BUILD TIME** 25 min

```
$ mkdir philosophy-engine && cd philosophy-engine && claude
```

STARTER PROMPT FOR CLAUDE CODE:

```
Build a philosophical exploration and dialogue tool as a single HTML file.
- Philosopher library: Socrates, Nietzsche, Kant, Alan Watts, Epictetus,
  Camus, Simone de Beauvoir
- 50 fundamental questions on consciousness, free will, meaning, justice
- Each philosopher asks YOU questions back: a true dialogue, not a lecture
- Synthesizer: compare how 3 philosophers answer the same question
- Personal philosophy journal
- Scholarly dark UI: marble and gold aesthetic
```

## 60 FEYNMAN EXPLAINER

"If you cannot explain it simply, you do not understand it. Now you will."

Paste any complex concept and get it explained at three levels: age 5, high school, and expert.

**STACK** Groq (free) · HTML/CSS · Vanilla JS

**REPLACES** Tutoring (\$50-200/hr) + Brilliant.org (\$24/mo)

**LEVEL** Beginner      **BUILD TIME**      **20 min**

```
$ mkdir feynman && cd feynman && claude
```

STARTER PROMPT FOR CLAUDE CODE:

```
Build a Feynman Technique explanation tool as a single HTML file.
- Input any concept, formula, or theory
- Three levels: Age 5 pure analogy, High School accessible, Expert full
technical
- Visual analogy map as text-based diagram
- 3 different analogies for the same concept
- What if I am wrong: input your understanding and AI corrects
misconceptions
- Test yourself: 3 comprehension questions
- Related concepts: what to know before and after
```

CATEGORY 07

---

# WELLNESS, SPIRIT & CONSCIOUSNESS

10 PROJECTS · FREE STACKS · READY TO BUILD

07

## 61 AI MEDITATION GUIDE

"No two sessions are ever the same. Yours, forever."

A personalized app that generates a unique AI-guided meditation with ambient soundscape every single time.

**STACK** Groq (free) · Web Audio API · HTML/CSS · Vanilla JS

**REPLACES** Headspace (\$13/mo) + guided sessions (\$50-150)

**LEVEL** Intermediate      **BUILD TIME**      **30 min**

```
$ mkdir meditation-guide && cd meditation-guide && claude
```

STARTER PROMPT FOR CLAUDE CODE:

```
Build a personalized AI meditation guide as a single HTML file.
- Pre-session: duration, mood, intention, style as breath/body
scan/visualization/loving-kindness
- Groq generates a fully custom meditation script
- Web Audio API creates layered ambient soundscape with binaural-style
tones
- Session text auto-scrolls as guided experience
- Animated breathing circle for 4-7-8 pacing
- Post-session reflection log saved to localStorage
- Dark calming UI: midnight blue, soft glows
```

## 62 BIOHACKING PROTOCOL BUILDER

"Your personal optimization protocol. Evidence-based and free."

Input your goals and habits — AI builds a personalized optimization stack from proven, free biohacks.

**STACK** Groq (free) · SQLite · Express · HTML/CSS

**REPLACES** Health coach (\$200-500/hr) + tracking apps

**LEVEL** Beginner      **BUILD TIME**      **25 min**

```
$ mkdir biohack && cd biohack && claude
```

STARTER PROMPT FOR CLAUDE CODE:

```
Build an AI biohacking protocol builder.  
- Intake: goals as energy/focus/sleep/fat loss/mood, sleep hours, diet,  
exercise, top complaints  
- Groq generates: morning stack, nutrition timing, cognitive enhancement,  
sleep protocol, stress management  
- Each recommendation: why it works, difficulty, cost prioritizing free,  
scientific basis  
- 30-day challenge: daily action plan with check-in tracking  
- Sleek health-tech UI
```

## 63 MANIFESTATION JOURNAL AI

"The practice you keep saying you will start. Start it today."

A digital manifestation practice with AI-powered scripting, belief work, and pattern tracking.

**STACK** Groq (free) · SQLite · Express · HTML/CSS

**REPLACES** Journaling coach (\$100-300/session) + apps (\$10/mo)

**LEVEL** Beginner      **BUILD TIME**      **30 min**

```
$ mkdir manifest-journal && cd manifest-journal && claude
```

STARTER PROMPT FOR CLAUDE CODE:

```
Build a manifestation journal and practice tool.  
- Modes: Scripting with AI enhancing emotional vividness, Gratitude  
amplifier, Belief audit using Byron Katie 4 questions, Affirmation  
generator creating 10 personalized affirmations  
- Pattern tracker: AI identifies belief blocks appearing repeatedly  
- 369 method: AI generates your statement times 3, times 6, times 9  
- Manifestation tracker: log desires and mark when they arrive  
- Gold/cream/midnight sacred aesthetic
```

## 64 NUMEROLOGY AND HUMAN DESIGN

"People pay \$150 for readings like this. Yours generates in seconds."

Enter a birthdate and get a comprehensive numerology reading plus Human Design type, AI-interpreted.

**STACK** Groq (free) · HTML/CSS · Vanilla JS

**REPLACES** Numerology reading (\$75-200/session)

**LEVEL** Beginner      **BUILD TIME**      **35 min**

```
$ mkdir numerology && cd numerology && claude
```

STARTER PROMPT FOR CLAUDE CODE:

```
Build a numerology and Human Design reading tool as a single HTML file.  
- Input: full birth name, birthdate, optional birth time and city  
- Calculate: Life Path, Destiny, Soul Urge, Personality, Birth Day,  
Personal Year numbers  
- Human Design type from birthdate as  
Manifestor/Generator/Projector/Reflector/Manifesting Generator  
- Groq synthesizes: how all numbers interact, current year themes, purpose  
signature  
- Deep purple/gold/black, sacred geometry motifs
```

## 65 BREATHWORK SESSION CREATOR

"Ten minutes with this and you will feel the shift."

Generate a custom guided breathwork session for any outcome — energy, calm, clarity, or ecstasy.

**STACK** Groq (free) · Web Audio API · HTML/CSS · Vanilla JS

**REPLACES** Breathwork session (\$50-150) + apps (\$13/mo)

**LEVEL** Intermediate      **BUILD TIME**      **35 min**

```
$ mkdir breathwork && cd breathwork && claude
```

STARTER PROMPT FOR CLAUDE CODE:

```
Build a guided breathwork session tool as a single HTML file.
- Goal selector: Energy boost / Deep calm / Clarity / Emotional release /
Sleep / Ecstatic activation
- Duration: 5 / 10 / 20 / 30 minutes
- Groq generates custom script: warm-up, main technique, integration,
close
- Animated pacer circle: expands and contracts for inhale/hold/exhale
timing
- Web Audio API for phase tones and binaural background
- Full-screen immersive mode
```

## 66 ASTROLOGY INTERPRETER

"Finally — interpretations that actually apply to your specific life."

Enter any birth chart placements and get a deep AI-generated interpretation that actually illuminates who you are.

**STACK** Groq (free) · HTML/CSS · Vanilla JS

**REPLACES** Astrology reading (\$75-200/session)

**LEVEL** Beginner      **BUILD TIME** 25 min

```
$ mkdir astrology && cd astrology && claude
```

STARTER PROMPT FOR CLAUDE CODE:

```
Build an AI astrology birth chart interpretation tool as a single HTML
file.
- Input: Sun, Moon, Rising, Venus, Mars, Mercury, Jupiter, Saturn signs
- Groq generates: core identity, emotional nature, communication style,
love style, drive, Saturn challenges, big-picture synthesis
- Current year transits and themes
- Compatibility: enter second person signs and get compatibility reading
- Dark cosmic UI: midnight sky, gold accents
```

## 67 SACRED RITUAL DESIGNER

"Sacred moments designed specifically for you, not copied from a book."

Design beautiful, intentional rituals for new moons, milestones, grief, celebrations, or any sacred moment.

**STACK** Groq (free) · HTML/CSS · Vanilla JS

**REPLACES** Spiritual coach (\$150-500/session)

**LEVEL** Beginner      **BUILD TIME** 20 min

```
$ mkdir ritual-designer && cd ritual-designer && claude
```

STARTER PROMPT FOR CLAUDE CODE:

```
Build a sacred ritual design tool as a single HTML file.
- Occasion: new moon / full moon / birthday / grief / completion /
celebration / initiation
- Context: intention, emotional state, available tools, time available
- Groq designs: space setup, opening words, main practice, symbolic
action, closing, 24-hour integration
- Moon calendar: current phase with ritual themes
- Save rituals with notes and outcomes
- Indigo/gold/white sacred geometry aesthetic
```

## 68 AI NUTRITIONIST

"A personalized meal plan that actually fits your life and budget."

Get a personalized meal plan, macro targets, and a week of recipes built around your goals and preferences.

**STACK** Groq (free) · Open Food Facts API (free) · HTML/CSS · Vanilla JS

**REPLACES** Nutritionist (\$100-300/session) + meal apps

**LEVEL** Beginner      **BUILD TIME**      **30 min**

```
$ mkdir ai-nutritionist && cd ai-nutritionist && claude
```

STARTER PROMPT FOR CLAUDE CODE:

```
Build an AI nutritionist and meal planning tool as a single HTML file.
- Intake: age, gender, height, weight, goal, diet style, allergies,
  cooking skill, budget
- Groq generates: daily macro targets, 7-day meal plan, full recipes with
  ingredients and method, grocery list by store section, meal prep guide
- Open Food Facts API for nutrition lookup
- Calorie tracker: log meals and track daily progress
```

## 69 EMOTIONAL FREQUENCY TRACKER

"The patterns in your emotional data will genuinely surprise you."

Track your emotional states and energy daily — then let AI reveal the invisible patterns shaping your reality.

**STACK** Groq (free) · Chart.js (CDN) · SQLite · Express

**REPLACES** Therapy (\$100-200/hr) + tracking apps (\$10/mo)

**LEVEL** Beginner      **BUILD TIME** 35 min

```
$ mkdir frequency-tracker && cd frequency-tracker && claude
```

STARTER PROMPT FOR CLAUDE CODE:

```
Build an emotional frequency and energy tracking tool.
- Daily check-in: energy level 1-10, emotion wheel selection, physical
  sensation, dominant thought
- Dashboard: 30-day energy line chart, emotion frequency heatmap, weekly
  averages
- Groq monthly analysis: energy peaks and dips, most frequent emotion,
  pattern insights
- Trigger identification: correlates low-energy days with common events
- Affirmation generator targeted at your most challenging emotional
  patterns
- Soothing UI with soft gradients
```

## 70 AI VISION BOARD ACTIVATOR

"Not a collage. An activation system."

Describe your vision and AI generates a vivid, emotionally activating board with scripting, affirmations, and daily activation.

**STACK** Groq (free) · Unsplash API (free) · Canvas API · HTML/CSS · Vanilla JS

**REPLACES** Vision board coach (\$150-500) + Canva (\$13/mo)

**LEVEL** Intermediate      **BUILD TIME**      **40 min**

```
$ mkdir vision-board && cd vision-board && claude
```

STARTER PROMPT FOR CLAUDE CODE:

```
Build an AI vision board creation and activation tool as a single HTML
file.
- 5 life areas: Love, Abundance, Health, Purpose, Freedom – describe each
- Groq generates: emotional scripting in present tense and vivid, 5
affirmations per area, identity statement per area
- Unsplash API fetches 2 images per area matching the vision aesthetic
- Canvas API renders a visual board with images and key phrases
- Daily activation: 5-minute morning routine from your vision content
- Audio mode: Web Speech synthesis reads your vision aloud
- Gold/cream/black luxury aesthetic
```

# What to Build First

A decision framework for turning this guide into action today.

07

## The Decision Framework

Seventy projects is not a reading list. It is a menu. You do not eat the entire menu — you pick one dish. Here is how to choose your first one:

If you already used the Choose Your Path page at the front of this guide, you have your answer. Go to that category. Pick the Beginner project that excites you most. Build it today.

### → **Build for yourself first.**

Your own pain is your best product brief. Which project would you personally use every single day? Start there. The best builders build what they wish existed.

### → **Solve your most expensive problem.**

What task in your business takes the most time and could be automated? Category 5 (Productivity) is built for this. One afternoon of building can free up 5 hours a week.

### → **Build what you can sell immediately.**

If monetization is the goal, Category 4 (Business) is the fastest path to ROI. A proposal machine or email sequence generator pays for this entire guide in the first use.

### → **Start with what excites you.**

Excitement is fuel. Builders who build something they care about finish. Filter by Beginner level and pick what makes you light up.

## THE ONE-WEEK CHALLENGE

Week 1: Pick one Beginner project. Build it. Deploy it. Show someone. Week 2: Build something in Category 4 or 5 that solves your own business problem. Week 3: Combine two projects. The Jarvis that also manages your tasks. By Week 4 you will have built things developers charge thousands to create.

# Quick Reference & Resources

Everything you need, in one place.

## Essential Links

<b>Claude Code Docs</b>	<a href="https://docs.anthropic.com">docs.anthropic.com</a>
<b>Groq Console</b>	<a href="https://console.groq.com">console.groq.com</a>
<b>Supabase</b>	<a href="https://app.supabase.com">app.supabase.com</a>
<b>Vercel</b>	<a href="https://vercel.com/new">vercel.com/new</a>
<b>Railway</b>	<a href="https://railway.app">railway.app</a>
<b>Open-Meteo</b>	<a href="https://open-meteo.com/en/docs">open-meteo.com/en/docs</a> — free weather API, no key required
<b>Unsplash API</b>	<a href="https://unsplash.com/developers">unsplash.com/developers</a>
<b>Tone.js</b>	<a href="https://tonejs.github.io">tonejs.github.io</a>
<b>Three.js</b>	<a href="https://threejs.org">threejs.org</a>
<b>Socket.io</b>	<a href="https://socket.io">socket.io</a>
<b>ChromaDB</b>	<a href="https://trychroma.com">trychroma.com</a>
<b>Chart.js CDN</b>	<a href="https://cdnjs.cloudflare.com/ajax/libs/Chart.js">cdnjs.cloudflare.com/ajax/libs/Chart.js</a>
<b>jsPDF CDN</b>	<a href="https://cdnjs.cloudflare.com/ajax/libs/jspdf">cdnjs.cloudflare.com/ajax/libs/jspdf</a>
<b>Commander.js</b>	<a href="https://github.com/tj/commander.js">github.com/tj/commander.js</a>

## Groq Model Quick Reference

<a href="#">llama-3.3-70b-versatile</a>	Latest — best capability + speed balance
<a href="#">llama3-70b-8192</a>	Most capable — complex reasoning, long outputs
<a href="#">llama3-8b-8192</a>	Fastest — real-time features, chatbots
<a href="#">mixtral-8x7b-32768</a>	Longest context (32K tokens) — document analysis
<a href="#">gemma2-9b-it</a>	Efficient and capable — great all-rounder

## Share What You Build

Every tool you build using this guide is worth showing. Post it. Share the process. Tag your build. The people who do this end up with audiences, collaborators, and opportunities that compound over time. You did not just read a guide — you shipped something. That is rare. Own it.

### **JOIN THE BUILDER COMMUNITY**

Share what you build, get feedback, and connect with other visionaries using this guide. Find the community and reach out at: [ascensionmovement333](#) across platforms.

NEXT STEPS

---

# What Happens Next

You have the blueprint. Here is the path.

## You Are Not Done — You Are Just Starting

Every tool in this guide is a starting point, not a finish line. The builders who get the most out of this guide are the ones who build something, ship it, show someone, and then build the next thing. Each project teaches you something the last one did not. After ten builds, you think differently. After twenty, you see software like a designer sees a blank canvas.

Here is what the next 90 days can look like if you commit to one build per week:

### Week 1–2

Build your first tool. Make it something you will personally use every day. Share it with one person.

### Week 3–4

Build your first income-generating tool. The Proposal Machine or Email Sequence Architect. Use it on a real client or project.

### Week 5–8

Build something for your audience or community. A Discord bot, a micro-learning platform, or a creator gallery. Watch people use something you built.

### Week 9–12

Combine two projects. Build something that did not exist in this guide. That is the moment you stop following blueprints and start writing your own.

**The most powerful thing you can build is the habit of building.**

## Stay Connected

If you build something using this guide — share it. Post it. Tag it. Show the world what a focused afternoon with Claude Code can produce. The community of builders using this guide is your most valuable resource, and every project you ship makes it stronger.

### WANT TO GO DEEPER?

If you want a live build session, a community of builders, or a more advanced curriculum — that is coming. To be the first to know: build something from this guide, share it, and reach out. The next level is being built right now.

